

What 'Camping' says

"All in all, a versatile, almost invaluable addition to your camping equipment. It's easy to use, quick to erect, simple to take down again – even on your own. Far lighter and much less trouble than a frame tent and small enough to pack away in a limited space. It's ideal for overnight stops, whether they're part of a touring holiday, overland safari or a short break away. What's more it fits directly to the vehicle so it combines to give you a stable base, somewhere warm and dry to relax, with plenty of off-the-ground secure storage space – weatherproof accommodation all under one roof. Use the vehicle's interior and Caranex as an integral part of your living space – move from one to the other without going outside. This facility gives an added bonus when the rear seats fold down to form a bed – there's often room for a single or double air mattress inflated 'in situ'. With luggage and equipment safely stored in the Caranex, sleep soundly in the next best thing to a bedroom. Alternatively there's more than enough room for air or camp beds in the tent if you prefer."

Reprinted with kind permission of "Camping" magazine.

Technical Specification

Dimensions

Effective floor area 2.13 by 1.52m (larger models either 30cm wider and/or 30cm longer).

Minimum headroom 1.93m (6'4") in standing area. Tent extends 2.13m behind vehicle with rear guys splayed out from each corner and optional side guys on either side.

Packed size 1.06m long, 23cm diameter in own drawbag. Weight including groundsheets, poles, extras, etc approx 10-12kg depending on model. H4TL 30cm longer H4JW 30cm wider

Materials

100% woven nylon fabric internally coated with hydrolysis resistant polyurethane. Silicon proofed outer surface and twin-sewn seams throughout.

Material weight of base fabric 3.4oz/sq yd. Coating 0.6 oz/sq yd. Total 4.08 oz/sq yd.

Tear strength (N) Warp min 45 Weft min 40 (LBF) Warp 19.5. Cold crack – max -30°C.

Water resistance, penetration as received, min 300cm, max 600cm. Tested to British Standard 3424/1973 and Ministry of Defence specification UKSC 3418F. Material manufactured in UK specifically for outdoor weather protection against high wind, rain and low temperature.

Zip rustless OPTI with twin sliders controlling aperture. Poles. Two sewn-in roof poles. Three two-piece alloy poles to erect. Three more for freestanding.

CARANEX

CARANEX is a registered trade mark, and is made in the U.K. of British material. Selected by The Design Centre, London for inclusion in The Design Index.

Landrovers - MPVs - Hi Tops - Vans

Hatches - Estates - Campers - 4x4s



H4TL

H1

H4TL

H1

H3

H4TL

H3

AVAILABLE EXCLUSIVELY ON OUR WEBSITE

www.caranex.com

Email: customer.enquiries@caranex.com

☎ 08443350035



OPENS OUT CARS, VANS, 4x4s



**Your questions answered...
a general guide to Caranex awnings**

What's a Caranex?

A unique vehicle tent – a "car annex" to exploit the space, security and convenience of all cars, vans, MPVs, 4x4s and campers including hitops. Over 8000 sold since the 1970s, its longstanding Design Centre award an indication of its British workmanship and value, hand made with plenty of space and headroom, a useful and hardwearing accessory with many uses!



When can it be used?

As plain shelter from the elements, accommodation for a night away, a base for more extensive travelling... up in minutes, (the record is 4!/2!). Easy to erect single-handed, and firmly attached to the vehicle, it gives immediate through-access via rear hatch or door, which can still be left open or closed, giving secure and useful space under one roof. A flexible skirt along the rear bumper and a sewn-in groundsheet ensure a dry floor area

seating four, or room for twin camp beds with additional sleeping space in many vehicles with fold-down seats. With 1.93m (6'4") headroom over the working area and ample space for a full size trestle table, its a decent sized workshop or office. Somewhere to live, sleep or work, it makes life easier "on the road".

Touring at home or abroad?

The economical way to journey further afield as, for example, travelling through Europe where camp sites are well organised, plentiful, and civilised alternatives to indifferent or scarce accommodation.

Competing at shows or events?

As a changing and preparation room, equipment workshop and store, grooming area, sales displays or an office for time-keepers, marshals and organisers, it ensures privacy, security and convenience when you need it.

Caravan or Camper owner?

An alternative to larger vehicles or trailers on narrow roads or expensive ferries, and only minutes to pack for a night away or a longer tour. Useful too, as supplementary accommodation, particularly with a complement of children.



Overland or off-road?

Hundreds of heavy duty models have proved themselves on 4x4s under tough conditions – as surgeries and workshops in undeveloped regions, and bases for long distance off-road travelling on every continent. Some see service in war zones and peace-keeping missions. Apart from convenience and practicality, their toughness, speed of assembly and trim size when packed are key advantages when faced with limited stowage space or use in difficult conditions. In short, an inexpensive, practical option for outdoor activities and travelling that saves its cost – about nine nights B&B for two – in a matter of days.

Easy to put up?

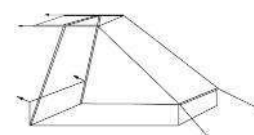
Takes about the same time as boiling a kettle and simple to erect solo. Just three light alloy poles are needed. Only a few steps are involved:

- 1 The base is laid out and pegged behind.
- 2 Next the front sleeve is spread over the vehicles rear and secured by both ends of the front guy around suitable anchor points such as door jamb posts on each side.
- 3 From inside the Caranex, a cross pole is clipped as a spacer between the twin sewn-in roof poles; then twin support poles are attached to this roof frame at a slant.
- 4 The front guys over the vehicle roof are then adjusted and tightened to seal the front sleeve in place.
- 5 Finally the rear guys are spaced out and tensioned.

And pack up?

Essentially the reverse of erecting – and in less time – into a compact bag 106cm long by 30cm diameter.

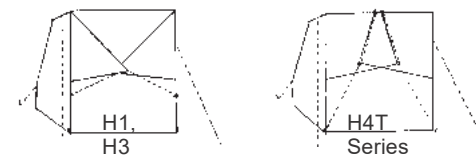
Caranex Poles



Caranex has three 2-piece poles to fit - one roof spacer and two roof supports, all clipped to a sewn-in pair of roof side poles. The spacer, cranked in wider models, clips between the centres of this sewn-in pair to form an 'H' frame held up by the two longer support poles with their feet in the front corners. This pole arrangement is common to all Caranex models and suitable under all conditions when attached to the vehicle.

Will it stand on its own?

Yes, saving your pitch and the chore of dismantling when 'off site'. A screen from the transverse roof pole curtains off the interior and extra guys tension each side. Extra poles replace the support provided by the vehicle. An additional roof spacer and vertical support poles at the front corners of the roof give greater free-standing stability. It allows any Caranex to be left on-site and to be used independently of the vehicle.



What's it made of?

The material is hard wearing and waterproof, a marine quality woven nylon resists fraying and tearing in hard usage, internally sealed with a breathable coat of polyurethane to minimise condensation. Seams are double stitched and individually proofed against leakage. Weight for weight, the design gives outstanding long-term protection from wind, rain and low temperature – a high insulation value keeps the interior noticeably warm in cool weather. It is tested to British Standards and Ministry of Defence specifications and is fire resistant. Two-tone colours minimise side shadows at night and let in daylight from above.

The integral sewn-in floor keeps the interior dry and draughtfree. An elasticated draught skirt, adjustable for height on H4T models, faces the rear bumper sealing the gap under the vehicle. **An optional extra heavy duty groundsheet is available to purchase separately.** It can cover the sewn-in floor, and it is impervious to water, wipes clean, and reduces abrasion from studded shoes, dogs' claws, etc. Alternatively, under the tent on muddy or rocky ground, it reduces the risk of puncturing the floor and keeps the underside clean for storage.

The zipped side door, with twin sliders from both ends, operate from inside and out and can be locked with a light padlock (not supplied) on either side. All zip components are rust free.

Who makes it?


A small, family-run business have produced Caranex since the late 1970s. Each is hand finished before individual inspection. Stocks are sufficient to give "off-the-shelf" despatch and the service you would expect from an established mail order firm run by its owners. **Sales are exclusively by mail order from our address.** There are no showrooms to maintain, so less expense to pass on – a complete service by mail or phone with 24 hours Ansacall backup.



Side window/ventilator in the opposite wall has a mosquito netting cover and a roll-down external blind. A security screen curtains off living space for privacy.

Three two-piece aluminium poles, light and rust free, are needed to assemble the Caranex for everyday use. Three more allow freestanding.

Guy ropes are woven nylon cord, rotproof and virtually unbreakable. One, threaded through the front hem of the front sleeve, secures it on each side of the vehicle. Both ends are passed around any suitable fixture – door lock post, seatbelt anchorage, etc., thence back to the "D" rings on the sleeve. Extra rings are provided along the top of the roof for optional side-guys while a further two tension the rear.



Flexible skirt along rear bumper stops draughts and accommodates tow bar. Hatches can be locked shut or opened fully into the roof space.

Note standard pole arrangement clipped to sewn-in roof pole.

What will it fit?

A range of sleeve heights cater for most vehicles. The **H1** models fit cars – saloon, hatch, estate, from Mini to Mercedes, whether 2, 3 or 5 door. The **H3** is specified for compact car-based MPVs, SUVs and vehicles with slightly higher rooflines than the normal car. Heavier duty models, the **H3** and **H4T Series** cater for middle-weight vans, campers, MPVs and 4x4s. The fitting table in the price list shows the correct model for each vehicle. A VK Kit allied to the **H4T** model allows DIY attachment to the side doors of 4x4s, vans, hitops and MPVs. Your Caranex can be modified to suit your needs by: **C.I.T. Ltd., 93a Hersham Rd, Walton on Thames, KT12 1RJ. Tel 01932 244311.** They are very experienced and will quote to you directly for work on new or used tents. Your new Caranex can be purchased from us for delivery to their workshops on your behalf.

How can we get one?

Directly from us on our website

www.caranex.com

Email: customer.enquiries@caranex.com

☎ 08443350035

we aim to post within 14 working days.